



Total Solution Provider in Saw Device

SA463CM2

CDMA450 H-Band, RF-Rx SAW Filter
Revision 0: April 2007



- Electrical Characteristics
 - Package Dimensions
 - Testing Environment
 - Frequency Characteristics
-

SAWNICS Inc.

460 Cheonheung-ri, Seonggeo-eup, Cheonan-si, Chungcheongnam-do, 330-836 / Korea.
Tel: +82 41 550 9372 / Fax: +82 41 550 9399 / www.sawnics.com



□ Electrical Characteristics

Maximum Ratings

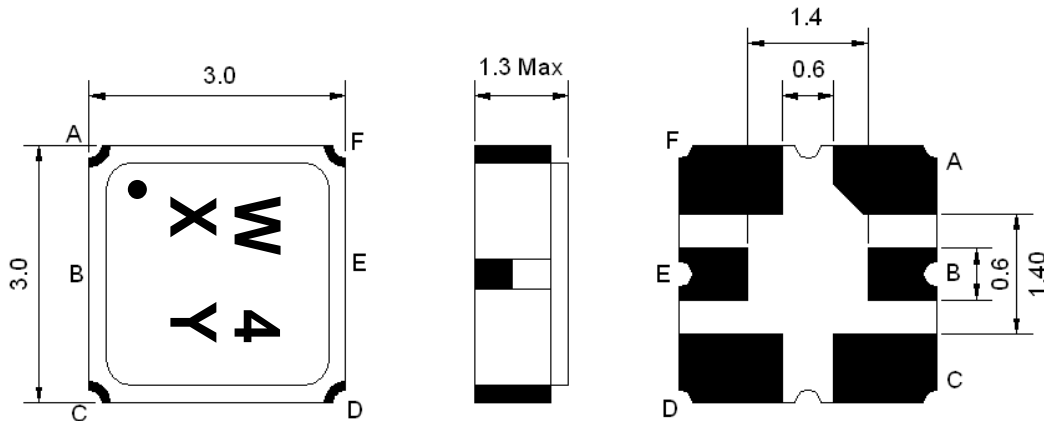
Parameters Description	Unit	Minimum	Typical	Maximum
Operating Temperature Range	°C	-20	-	+80
Storage Temperature Range	°C	-40	-	+85
Maximum DC Voltage	V	-	-	0
Maximum Input Power	dBm	-	-	28
Source Impedance (single ended) ⁽¹⁾	Ω	-	50	-
Load Impedance (single ended) ⁽¹⁾	Ω	-	50	-
Package type&size			M2	
Length x Width	mm ²	-	3.0 x 3.0	-
Height	mm	-	-	1.3

Electrical Specification

Parameters Description	Unit	Minimum	Typical	Maximum
Center Frequency (Fo)	MHz	-	463.52	-
Insertion Loss within 461.31 ~465.73 MHz	dB	-	2.3	3.8
Attenuation:				
0 ~ 450.0 MHz	dB	44	48	-
455.0 ~ 456.0 MHz	dB	40	50	-
474.0 ~ 475.5 MHz	dB	25	40	-
475.5 ~ 490.0 MHz	dB	35	45	-
490.0 ~ 900.0 MHz	dB	40	50	-
900.0 ~ 2100.0 MHz	dB	25	35	-
VSWR within 461.31 ~ 465.73 MHz	-	-	1.7	2.1

Notes : (1) No Matching Network .

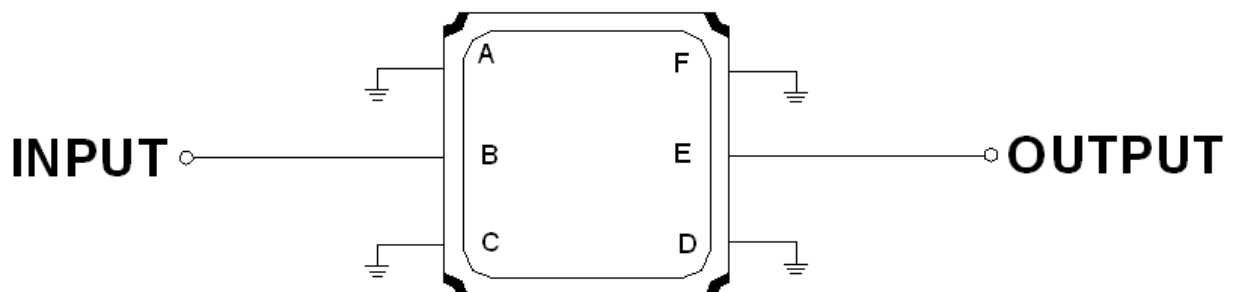
Package Dimensions



Marking Descriptions	
W	CDMA450 Application
4	Series Number
X	Date Code(Year)
Y	Date Code(Month)
●	Index mark

Pin Description	
A, C, D, F	Ground
B	In
E	Out

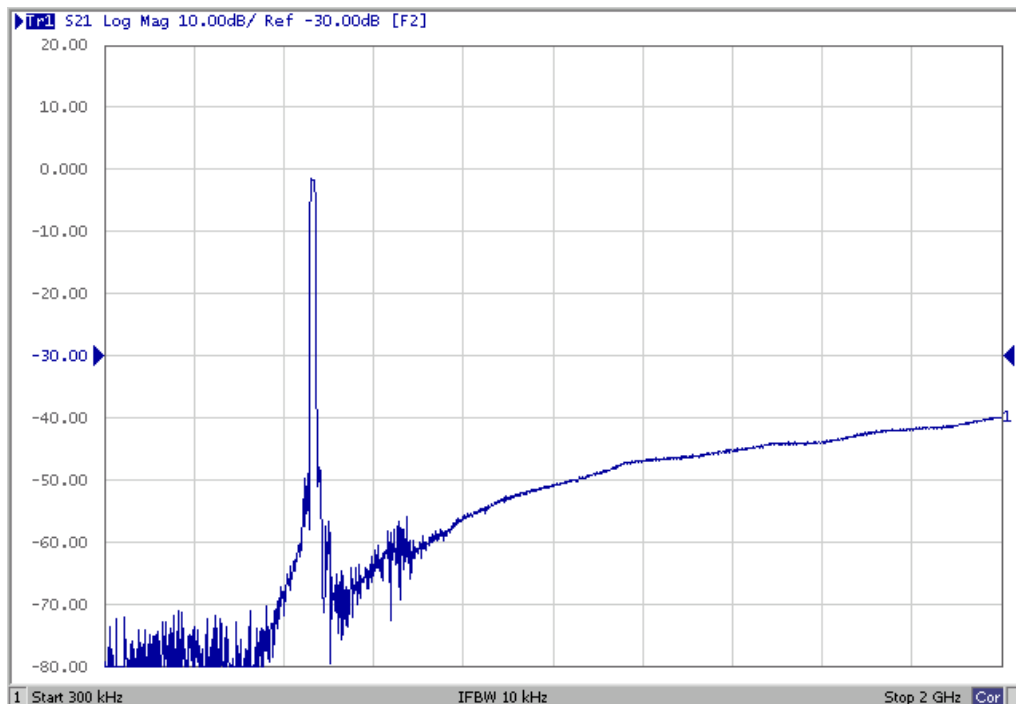
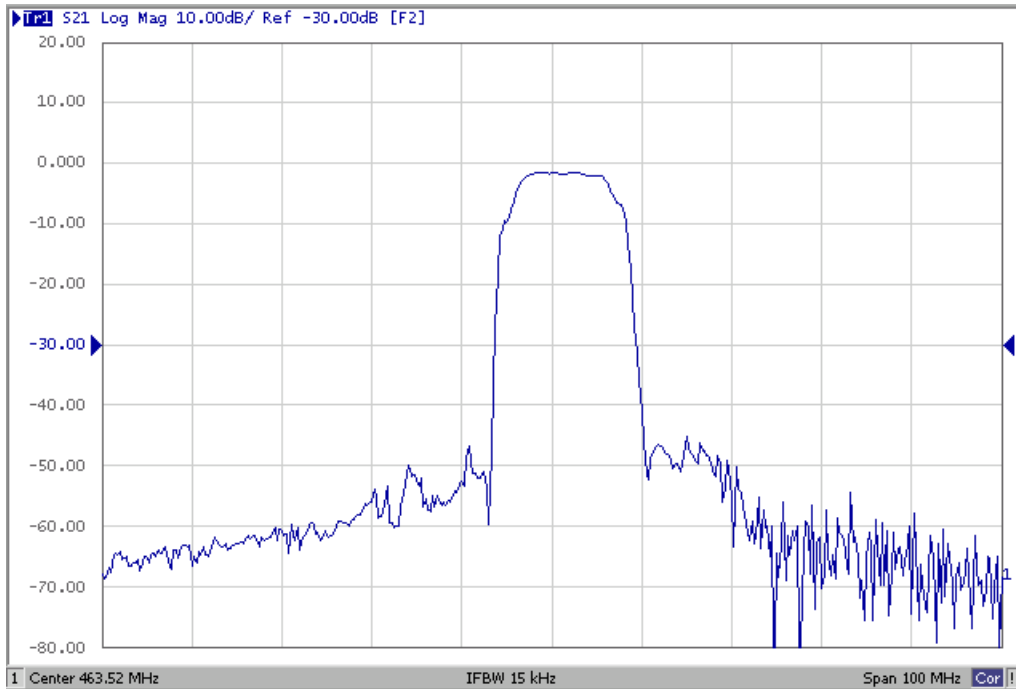
Testing Environment



Source & Load Impedance: 50 Ω

□ Frequency Characteristics

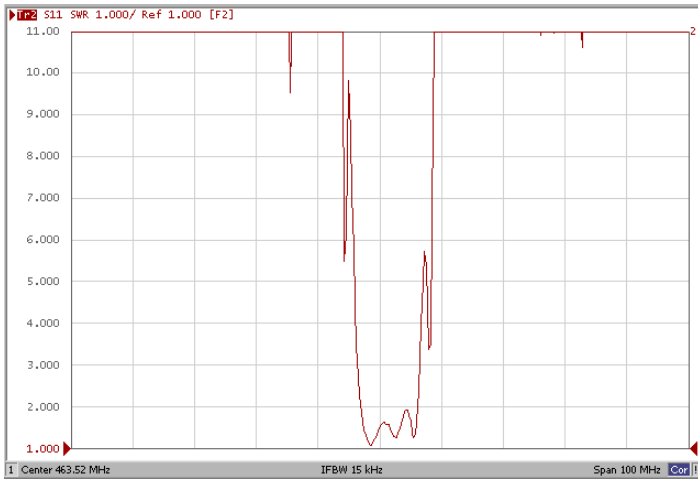
Frequency Response



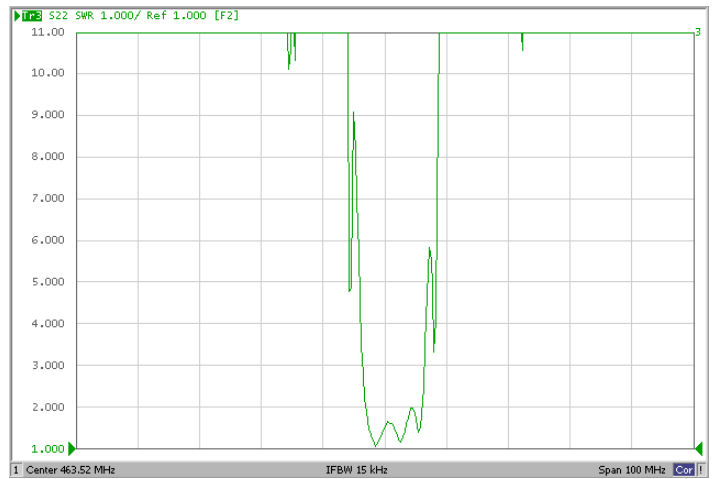


VSWR

S11

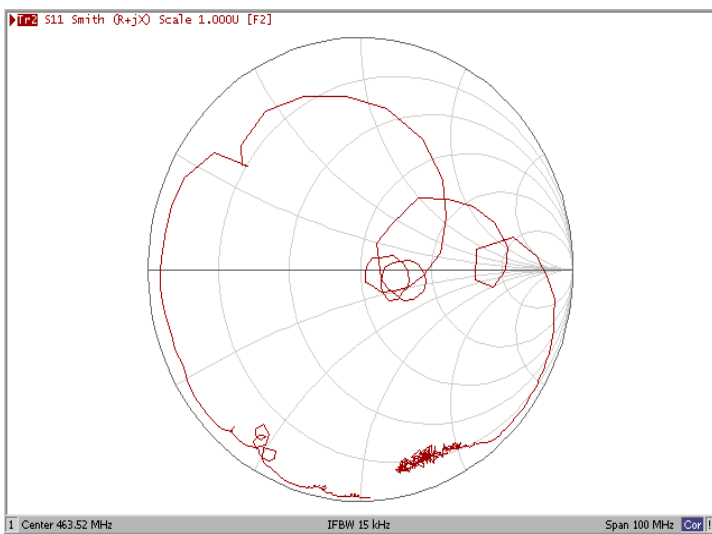


S22



Smith Chart

S11



S22

